




33KV Power Cables to BS 7835 NR/PS/ELP/00008

Applications

The cables are used to distribute three phase a.c. electrical power supplies at nominal system voltages of 33KV to traction substations on D.C. electrified lines.

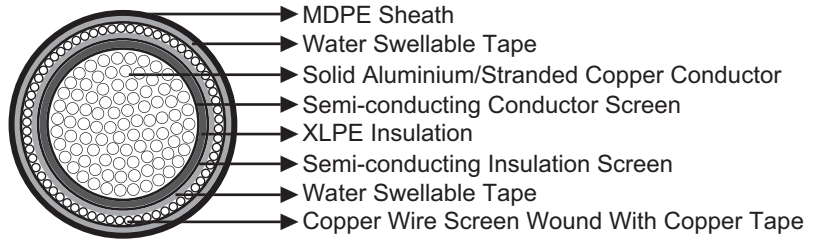
Standard

- NR/PS/ELP/00008(formerly RT/E/PS/00008)
- BS 6622, BS 6234, BS 7454
- IEC 60502-2, IEC60840

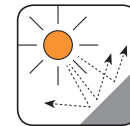


Construction

• Conductors: Class 1 circular solid aluminium (for 185 mm²) or class 2 compact circular stranded plain copper (for 300mm²) to BS EN 60228: 2005 (previously BS 6360).



- Conductor Screen: Extruded semi-conducting XLPE (Cross-Linked Polyethylene) solidly bonded.
- Insulation: XLPE (Cross-Linked Polyethylene).
- Insulation Screen: Extruded semi-conducting XLPE (Cross-Linked Polyethylene), solidly bonded and cold strippable.
- Separator: Semi conducting water blocking tape.
- Screen: Copper wire screen, helically wound with equalising copper tape.
- Separator: Semi conducting water blocking tape.
- Sheath: Graphite coated MDPE type TS2.



UV Resistant



Water Resistant

Electrical Characteristics at 20°C

Nominal Conductor Cross Section	mm ²	185	300
Maximum DC Conductor Resistance	Ω/km	0.164	0.0601
Capacitance	µF/km	0.205	0.243
Voltage Rating	KV	19/33	19/33

Mechanical and Thermal Properties


- Minimum Bending Radius: 15×OD
- Temperature Range: 0°C to +90°C (during operation);
0°C to +60°C (during installation)



Laid In Ducts



Buried in Ciround



Zero Halogen
IEC 60754-1/NF C20-454
EN 50267-2-1

Dimensions and Weight

Cable Code	No. of cores & Nominal Conductor Cross Sectional Area No. × mm ²	Nominal Thickness of Conductor Screen mm	Nominal Thickness of Insulation & Insulation Screen mm/mm	Nominal Overall Diameter mm	Nominal Weight kg/km
RF00008-RHZ1H16-19/33KV-1G185AL	1×185	0.9	8.0/0.6	45.0	2200
RF00008-RHZ1H16-19/33KV-1G300CU	1×300	0.9	8.0/0.6	50.0	4500

